

# 8 Reasons to Buy the CS 8100 3D

## 1

### Versatile and Selectable Fields of View

With four selectable fields of view—ranging from 4 cm x 4 cm to 8 cm x 9 cm\*—the CS 8100 3D covers all of the extensive diagnostic needs of dental and specialty practices.




*"I used to refer patients out for 3D imaging, but I like the convenience of having the CS 8100 3D right in my office—and so do my patients. You don't know how important a 3D system is to your practice until you have it."*

**Dr. David Gotinec, Chester, NJ**

## 2

### High-Resolution 3D Images

The CS 8100 3D uses a high frequency generator, combined with an all-new 4T CMOS sensor and new image processing, to produce sharp, highly detailed images.



*"As an endodontist, the question you're always asking is: Can this tooth be saved? With the high resolution of the CS 8100 3D, I can more easily and assuredly determine the correct answer. I would definitely recommend it to anyone in the market for cone beam imaging."*

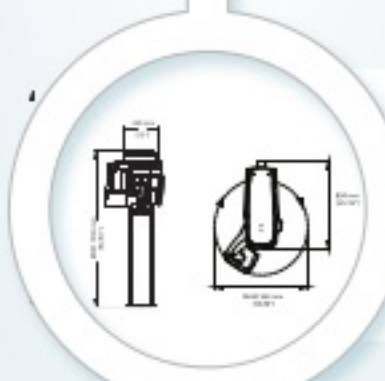
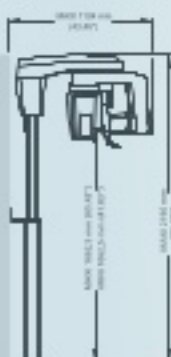
**Dr. Heberto M. Salgueiro, Miami, FL**



## 3

### Smallest Footprint in the Market

Compact enough to fit into any practice, the CS 8100 3D offers the benefits of panoramic and CBCT imaging without sacrificing valuable real estate.



*"The compact size makes the 8100 3D a very practical choice. My office is approximately 1300 square feet, and it allows me the option of eventually moving the unit to a nook so that I can maximize operatory space."*

**Dr. Mark Limosani, Weston, FL**

## 4

### Designed with Staff (and Patients) in Mind

Thanks to the CS 8100 3D's simplified workflow and innovative 3D bite block, images can be captured in only four steps—select the program, position the patient, take the X-ray and review the image.



*"The accessibility of the 8100 3D is wonderful and the ease of getting in and out of the machine is nice for patients. Plus, it looks awesome! I love the compact design."*

**Dr. Andrew R. D'Amelio, Naples, FL**

## 5

### Multifunction Solution

The CS 8100 3D offers 2D panoramic and 3D imaging, all in one system. Plus, the unit's 3D model scanning seamlessly integrates with the CS Solution suite of products to facilitate prosthetic-driven implant planning, restorations and STL outputs.



*"Some of my favorite features of the CS 8100 3D are its multi-function 2D-3D imaging and easy, mistake-free acquisition."*

**Dr. Peter Kapsimalis, Summit, NJ**

## 6

### Segmented Extraoral Bitewings

The CS 8100 3D allows the ability to capture extraoral bitewing images, a powerful feature that limits the radiation exposure to patients and provides an easier patient experience.



*"The option of taking extraoral bitewings on the CS 8100 3D is an enormous benefit for patients who simply hate or cannot tolerate intraoral bitewings."*

**Dr. Robert Pauley, Union City, GA**

## 7

### Low Dose with 7 Second Scans

Reducing radiation dose by as much as 71% (compared to the standard mode), the CS 8100 3D's Flash Scan mode minimizes dose for safer follow-up exams and pediatric/smaller patients.



## 8

### Eight-Year Warranty and Affordability

The CS 8100 3D gives peace of mind through its industry-leading, eight-year warranty option. By manufacturing, developing and delivering powerful—yet intuitive—products, we are able to directly deliver savings directly to you.



*"Carestream Dental has really good customer service. When I had an issue, parts were delivered to me overnight and repairs were taken care of next day. Their quick response has won a loyal customer for many years."*

**Dr. Joshua Goldfein, Englewood, NJ**